



2020  
Collection





# 2020

collection

Basic . 4

Sofa Family . 54

[www.primasofà.com](http://www.primasofà.com)



**BASIC**  
collection

ALASKA



6

BARDY



10

CIRCE



14

CONY



18

DENIS



22

DOROTEA



26

JACOPO



30

NEVADA



34

RABBIT



38

RIMMEL



42

TURCHESE



46

VELA



50



basic collection  
**ALASKA**



**INFORMAZIONI TECNICHE**

Struttura legno e derivati con cinghie elastiche.  
Imbottitura seduta in poliuretano espanso.  
Imbottitura spalliera in fiocco.  
Rivestimento pelli selezionate.  
Rivestimento tessuti selezionati.  
Piedi in PVC h. 3cm.  
Cuscini di seduta non amovibili.  
Non sfoderabile.  
Cuscini ornamentali non inclusi.



basic collection

# ALASKA

SCHEDA TECNICA

H. SEDUTA 48 CM  
P. SEDUTA 53 CM

H. BRACCIO 65 CM  
L. BRACCIO 20 CM

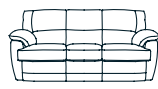


94



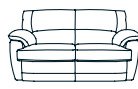
162

3 POSTI  
3 POSTI 1 o 2 RCL




205

2 POSTI MAXI  
2P MAXI 1 o 2 RCL



190

2 POSTI  
2 POSTI 1 o 2 RCL



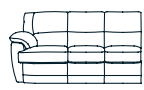
1509

POLTRONA  
POLTRONA RCL



5

3 POSTI 1BR.  
3 POSTI 1BR. RCL



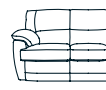
185

2 POSTI MAXI 1BR.  
2P MAXI 1BR. RCL



170

2 POSTI 1BR.  
2 POSTI 1BR. RCL



1309

POL. 1BR. MAXI  
POL. 1BR.  
RCL MAXI



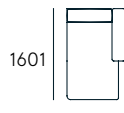
5

POLTRONA 1BR.  
POLTRONA  
1BR. RCL



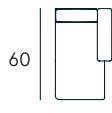
75

C.L.  
ABB. AL 2P MAXI



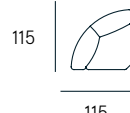
95

C.L.  
ABB. AL 3P+2P



75

ANGOLO  
CURVO



115

POLTRONA S.BR.  
ABB. AL 2P MAXI



75

POLTRONA S.BR.  
ABB. AL 3P+2P



55

POUF  
+ CONTENITORE



57

57

POUF  
TERMINALE



86

55

POLTRONA TERMINALE  
ABB. AL 2P MAXI



130

POLTRONA TERMINALE  
ABB. AL 3-2



110



basic collection

# BARDY



## INFORMAZIONI TECNICHE

Struttura legno e derivati con cinghie elastiche.

Imbottitura seduta in poliuretano espanso.

Imbottitura spalliera in fiocco.

Rivestimento pelli selezionate.

Rivestimento tessuti selezionati.

Piedi in legno h. 4cm.

Cuscini di seduta non amovibili.

Non sfoderabile.

Cuscini ornamentali non inclusi.



basic collection

# BARDY

SCHEDA TECNICA

H. SEDUTA 44 CM  
P. SEDUTA 53 CM


H. BRACCIO 58 CM  
L. BRACCIO 33 CM

92



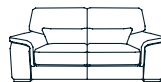
100

3 POSTI



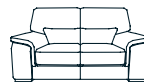
2141

2 POSTI MAXI



94

2 POSTI



174

POLTRONA



120



basic collection

# CIRCE



## INFORMAZIONI TECNICHE

Struttura legno e derivati con cinghie elastiche.  
Poggiatesta con meccanismo a scatto.  
Imbottitura seduta e spalliera in poliuretano espanso.  
Rivestimento pelli selezionate.  
Rivestimento tessuti selezionati.  
Piedi in metallo h. 15,5cm.  
Cuscini di seduta non amovibili.  
Non sfoderabile.  
Cuscini ornamentali non inclusi.



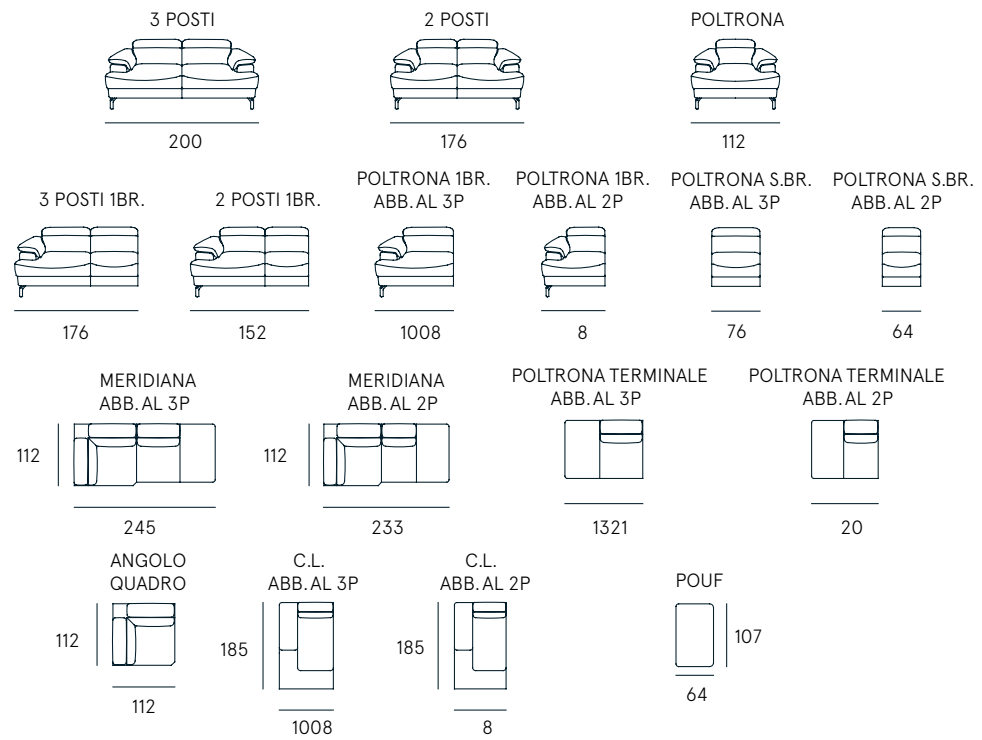
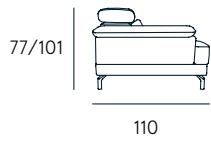
basic collection

# CIRCE

SCHEDA TECNICA

H. SEDUTA 47 CM  
P. SEDUTA 61 CM

H. BRACCIO 60 CM  
L. BRACCIO 24 CM





basic collection

# CONY



## INFORMAZIONI TECNICHE

Struttura legno e derivati con cinghie elastiche.  
Imbottitura seduta in poliuretano con molle greche.  
Imbottitura spalliera in fiocco.  
Rivestimento pelli selezionate.  
Rivestimento tessuti selezionati.  
Piedi in legno h. 4cm.  
Cuscini di seduta non amovibili.  
Non sfoderabile.  
Cuscini ornamentali non inclusi.



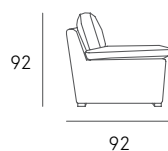
basic collection

# CONY

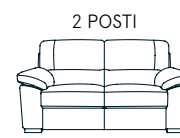
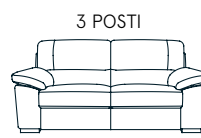
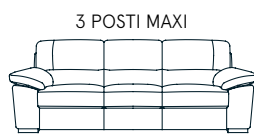
SCHEDA TECNICA

H. SEDUTA 47 CM  
P. SEDUTA 50 CM

H. BRACCIO 60 CM  
L. BRACCIO 26 CM



Imbottitura in poliuretano con molle greche



POUF

57





basic collection

# DENIS



## INFORMAZIONI TECNICHE

Struttura legno e derivati con cinghie elastiche.  
Poggiatesta con meccanismo a scatto.  
Imbottitura seduta e spalliera in poliuretano espanso.  
Rivestimento pelli selezionate.  
Rivestimento tessuti selezionati.  
Piedi in metallo h. 13,5cm.  
Cuscini di seduta non amovibili.  
Non sfoderabile.  
Cuscini ornamentali non inclusi.



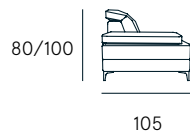
basic collection

# DENIS

SCHEDA TECNICA

H. SEDUTA 45 CM  
P. SEDUTA 57 CM

H. BRACCIO 53 CM  
L. BRACCIO 35 CM



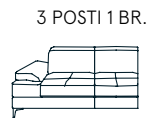
222



1981



34



1871



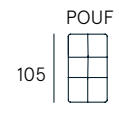
63



112

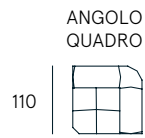


100



105

64

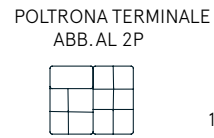


110

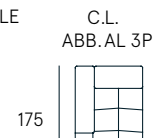
110



133

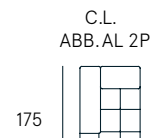


121



175

112



175

100



basic collection  
**DOROTEA**



**INFORMAZIONI TECNICHE**

Struttura legno e derivati con cinghie elastiche.  
Imbottitura seduta in poliuretano con molle greche.  
Imbottitura spalliera in fiocco.  
Rivestimento pelli selezionate.  
Rivestimento tessuti selezionati.  
Piedi in legno h. 5cm.  
Cuscini di seduta non amovibili.  
Non sfoderabile.  
Cuscini ornamentali non inclusi.

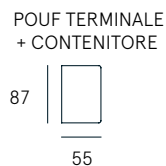
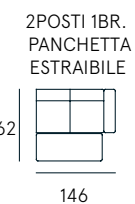
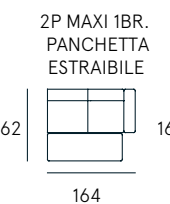
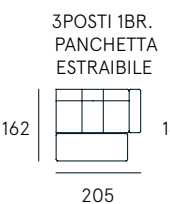
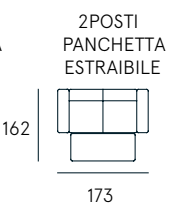
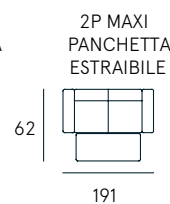
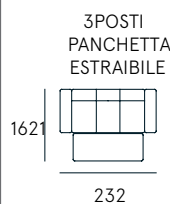
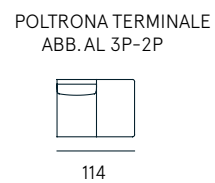
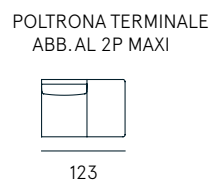
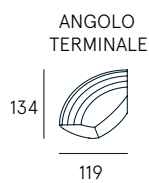
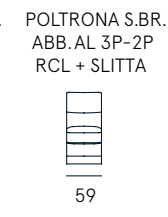
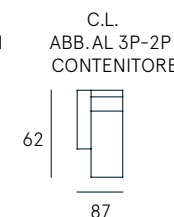
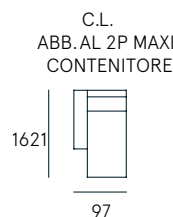
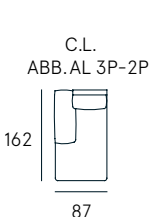
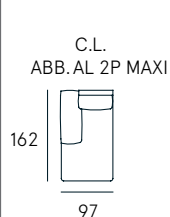
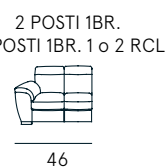
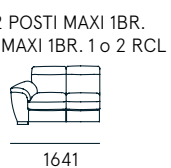
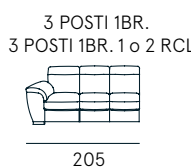

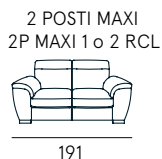
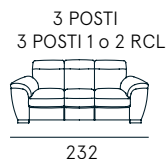
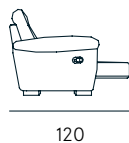
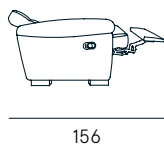
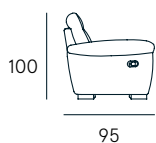


basic collection  
**DOROTEA**

SCHEDA TECNICA

H. SEDUTA 49 CM  
 P. SEDUTA 56 CM

H. BRACCIO 66 CM  
 L. BRACCIO 27 CM





basic collection  
**JACOPO**



**INFORMAZIONI TECNICHE**

Struttura legno e derivati con cinghie elastiche.  
Imbottitura seduta in poliuretano espanso.  
Imbottitura spalliera in fiocco.  
Rivestimento pelli selezionate.  
Rivestimento tessuti selezionati.  
Piedi in metallo h. 13cm.  
Cuscini di seduta non amovibili.  
Non sfoderabile.  
Cuscini ornamentali non inclusi.

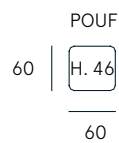
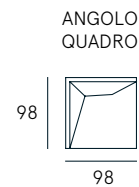
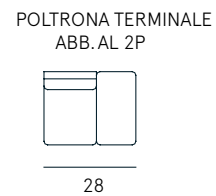
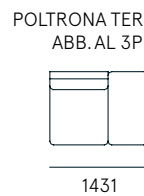
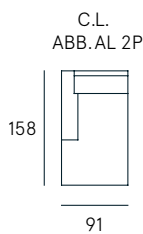
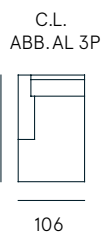
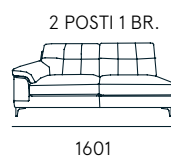
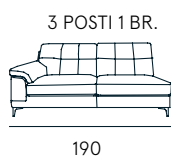
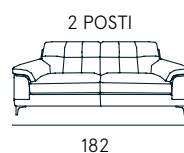
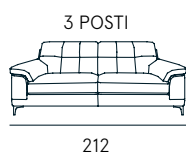
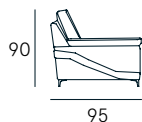


basic collection  
**JACOPO**

SCHEDA TECNICA

H. SEDUTA 47 CM  
 P. SEDUTA 56 CM

H. BRACCIO 63 CM  
 L. BRACCIO 22 CM





basic collection  
**NEVADA**



**INFORMAZIONI TECNICHE**

Struttura legno e derivati con cinghie elastiche.  
Imbottitura seduta in poliuretano espanso.  
Imbottitura spalliera in fiocco.  
Rivestimento pelli selezionate.  
Rivestimento tessuti selezionati.  
Piedi in metallo h. 13cm.  
Cuscini di seduta non amovibili.  
Non sfoderabile.  
Cuscini ornamentali non inclusi.



basic collection  
**NEVADA**

SCHEDA TECNICA

H. SEDUTA 48 CM  
 P. SEDUTA 53 CM

H. BRACCIO 65 CM  
 L. BRACCIO 21 CM



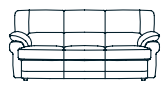
95

96



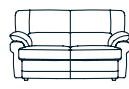
162

3 POSTI  
 3 POSTI 1 o 2 RCL



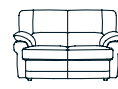
207

2 POSTI MAXI  
 2P MAXI 1 o 2 RCL



192

2 POSTI  
 2 POSTI 1 o 2 RCL



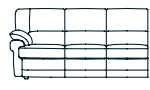
1529

POLTRONA  
 POLTRONA RCL



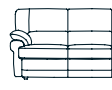
7

3 POSTI 1BR.  
 3 POSTI 1BR. RCL



1861

2 POSTI MAXI 1BR.  
 2P MAXI 1BR. RCL



711

2 POSTI 1BR.  
 2 POSTI 1BR. RCL



31

POLTRONA 1BR.  
 ABB. AL 2P MAXI  
 FISSO+RCL



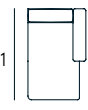
96

POLTRONA 1BR.  
 ABB. AL 3-2  
 FISSO+RCL



76

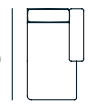
C.L.  
 ABB. AL 2P MAXI



1601

96

C.L.  
 ABB. AL 3-2



60

76

ANGOLO CURVO



115

115

POLTRONA S.BR.  
 ABB. AL 2P MAXI



75

POLTRONA S.BR.  
 ABB. AL 3-2



55

POUF  
 POUF CONTENITORE



57

57

POUF  
 TERMINALE



87

55

POLTRONA TERMINALE  
 ABB. AL 2P MAXI



130

POLTRONA TERMINALE  
 ABB. AL 3-2



110



basic collection

# R A B B I T



## INFORMAZIONI TECNICHE

Struttura legno e derivati con cinghie elastiche.  
Imbottitura seduta in poliuretano con molle insacchettate.  
Imbottitura spalliera in fiocco.  
Rivestimento pelli selezionate.  
Rivestimento tessuti selezionati.  
Piedi in metallo h. 13cm.  
Cuscini di seduta non amovibili.  
Non sfoderabile.  
Cuscini ornamentali non inclusi.



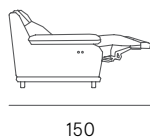
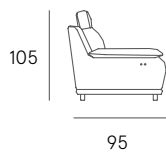
basic collection

# RABBIT

SCHEDA TECNICA

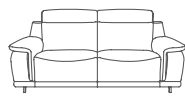
H. SEDUTA 49 CM  
P. SEDUTA 55 CM

H. BRACCIO 62 CM  
L. BRACCIO 27 CM



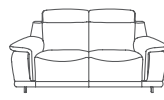
Imbottitura in poliuretano con molle insacchettate

3 POSTI



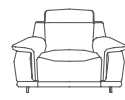
190

2 POSTI



168

POLTRONA



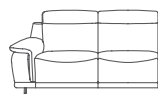
111

POLTRONA RELAX



112

3 POSTI 1 BR.



164

2 POSTI 1 BR.



142

POLTRONA 1 BR.  
ABB. AL 3P



96

POLTRONA 1 BR.  
ABB. AL 2P



85

POLTRONA 1 BR. RELAX  
ABB. AL 3P



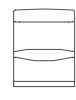
97

POLTRONA 1 BR. RELAX  
ABB. AL 2P



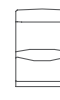
86

POLTRONA S. BR. RELAX  
ABB. AL 3P



69

POLTRONA S. BR. RELAX  
ABB. AL 2P



58

POLTRONA S. BR.  
ABB. AL 3P



68

POLTRONA S. BR.  
ABB. AL 2P



57

ANGOLO PENISOLA



156

133



basic collection

# RIMMEL



## INFORMAZIONI TECNICHE

Struttura legno e derivati con cinghie elastiche.  
Poggiatesta e braccio con meccanismo a scatto.  
Imbottitura seduta e spalliera in poliuretano espanso.  
Rivestimento pelli selezionate.  
Rivestimento tessuti selezionati.  
Piedi in metallo h. 12,5cm.  
Cuscini di seduta non amovibili.  
Non sfoderabile.  
Cuscini ornamentali non inclusi.



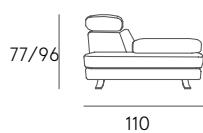
basic collection

# RIMMEL

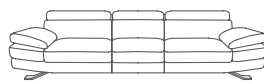
SCHEDA TECNICA

H. SEDUTA 43 CM  
P. SEDUTA 58 CM

H. BRACCIO 56/73 CM  
L. BRACCIO 36 CM

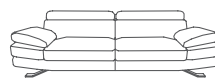


3 POSTI MAXI



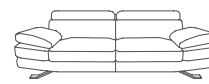
246

3 POSTI



232

2 POSTI



212

POLTRONA



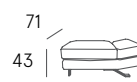
142

POUF TERM. ABB. 3P MAXI



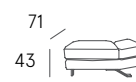
117

POUF TERM. ABB. 3P



107

POUF TERM. ABB. 2P



95



basic collection  
**TURCHESE**



**INFORMAZIONI TECNICHE**

Struttura legno e derivati con cinghie elastiche.

Poggiatesta con meccanismo a scatto.

Imbottitura seduta in poliuretano espanso.

Imbottitura spalliera in fiocco.

Rivestimento pelli selezionate.

Rivestimento tessuti selezionati.

Piedi in PVC h. 4cm.

Cuscini di seduta non amovibili.

Non sfoderabile.

Cuscini ornamentali non inclusi.



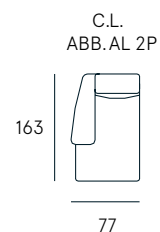
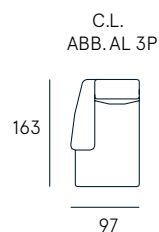
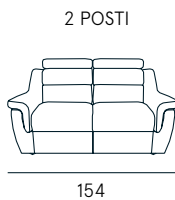
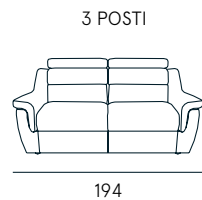
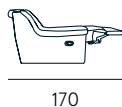
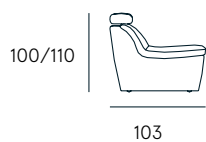
basic collection

# TURCHESE

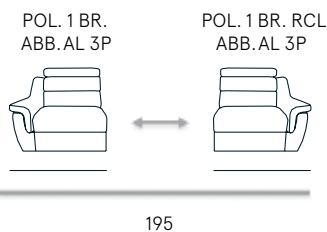
SCHEDA TECNICA

H. SEDUTA 47 CM  
P. SEDUTA 57 CM

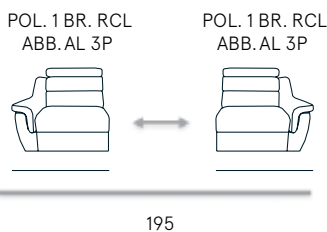
H. BRACCIO 62 CM  
L. BRACCIO 22 CM



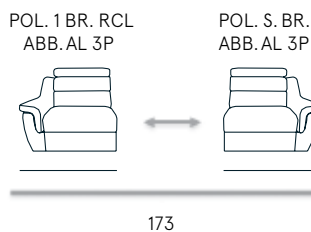
ES. 3 POSTI 1 RCL



ES. 3 POSTI 2 RCL



ES. 3 POSTI 1 BR. RCL





basic collection

# VELA



## INFORMAZIONI TECNICHE

Struttura legno e derivati con cinghie elastiche.  
Poggiatesta e braccio con meccanismo a scatto.  
Imbottitura seduta e spalliera in poliuretano espanso.  
Rivestimento pelli selezionate.  
Rivestimento tessuti selezionati.  
Piedi in metallo h. 15cm.  
Cuscini di seduta non amovibili.  
Non sfoderabile.  
Cuscini ornamentali non inclusi.



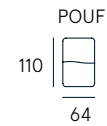
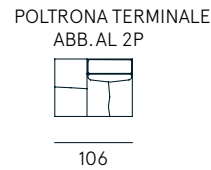
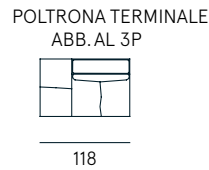
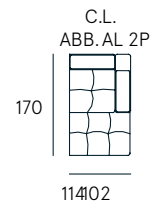
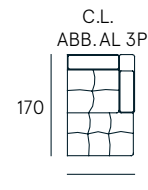
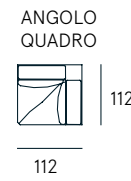
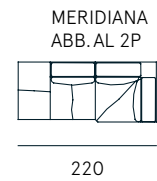
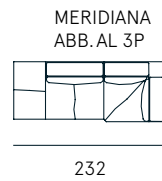
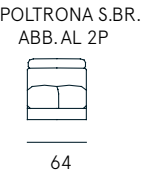
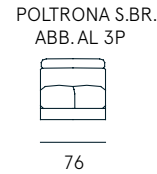
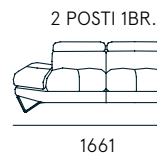
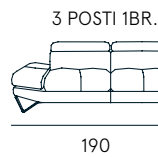
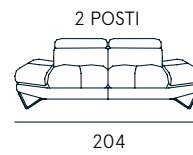
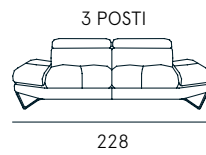
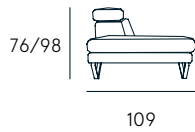
basic collection

# VELA

SCHEDA TECNICA

H. SEDUTA 47 CM  
P. SEDUTA 58 CM

H. BRACCIO 46/60 CM  
L. BRACCIO 38 CM





**FAMILY**  
collection

ALEX FAMILY

ALEX



56

ESEDRA



60

FORD FAMILY

FIRE



64

FORD



68

KATRINA



72

MALVA FAMILY

ANITA



76

BLUSA



80

FENICE



84

FLY



88

MALVA



92

RAMOS



96

SERENA



100

ZARAH



104

ROBY FAMILY

ROBY



108

SMILE



112

VANDA



116

VERGA



120

VEGA FAMILY

GURU



124

MAVISA



128

RAY



132

VEGA



136



alex family collection

# ALEX



## INFORMAZIONI TECNICHE

Struttura legno e derivati con cinghie elastiche.  
Imbottitura seduta in poliuretano con molle greche.  
Imbottitura spalliera in fiocco.  
Rivestimento pelli selezionate.  
Rivestimento tessuti selezionati.  
Piedi in legno h. 5,5cm.  
Cuscini di seduta non amovibili.  
Non sfoderabile.  
Cuscini ornamentali non inclusi.



alex family collection

# ALEX

SCHEDA TECNICA

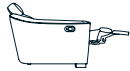
H. SEDUTA 49 CM  
P. SEDUTA 56 CM

H. BRACCIO 61 CM  
L. BRACCIO 18 CM

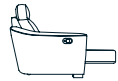


100

95



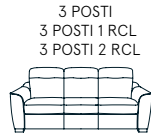
154



120



Imbottitura in poliuretano con molle greche



3 POSTI  
3 POSTI 1 RCL  
3 POSTI 2 RCL

201



2 POSTI MAXI  
2 POSTI MAXI 1 RCL  
2 POSTI MAXI 2 RCL

186



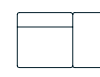
2 POSTI  
2 POSTI 1 RCL  
2 POSTI 2 RCL

146



POLTRONA  
POLTRONA RCL

91



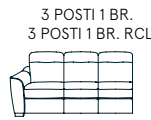
POLTR. TERM.  
ABB. AL 2P MAXI  
+ CONTENITORE

130



POLTR. TERM.  
ABB. AL 3P + 2P  
+ CONTENITORE

110



3 POSTI 1 BR.  
3 POSTI 1 BR. RCL

183



2 POSTI MAXI 1 BR.  
2 POSTI MAXI 1 BR. RCL

168



2 POSTI 1 BR.  
2 POSTI 1 BR. RCL

128



POLTRONA 1 BR. MAXI  
RCL + SLITTA

93



POLTRONA 1 BR.  
RCL + SLITTA

73



1551

C.L.  
ABB. AL 2 MAXI

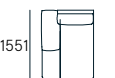
93



1551

C.L.  
ABB. AL 3P + 2P

73



1551

C.L. C/CONT.  
ABB. AL 2 MAXI

93



1551

C.L. C/CONT.  
ABB. AL 3P + 2P

73



1551

POL. S. BR. MAXI  
+ SLITTA

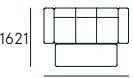
75



1551

POL. S. BR. 3P + 2P  
+ SLITTA

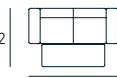
55



1621

3 POSTI PANCHETTA  
ESTRAIBILE

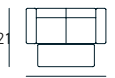
201



162

2P MAXI PANCHETTA  
ESTRAIBILE

186



1621

2 POSTI PANCHETTA  
ESTRAIBILE

146



62

3 POSTI 1 BR.  
PANCHETTA ESTRAIBILE

183



1621

2P MAXI 1BR  
PANCHETTA ESTRAIBILE

168



62

2 POSTI 1BR  
PANCHETTA ESTRAIBILE

128



55

POUF TERMINALE  
+ CONTENITORE

87



71

POUF MEZZA-LUNA  
+ CONTENITORE

98



95

ANGOLO  
QUADRO

95



114

ANGOLO  
CURVO


114



134

ANGOLO  
TERMINALE

119



alex family collection

# ESEDRA



## INFORMAZIONI TECNICHE

Struttura legno e derivati con cinghie elastiche.  
Imbottitura seduta in poliuretano con molle greche.  
Imbottitura spalliera in fiocco.  
Rivestimento pelli selezionate.  
Rivestimento tessuti selezionati.  
Piedi in legno h. 5cm.  
Cuscini di seduta non amovibili.  
Non sfoderabile.  
Cuscini ornamentali non inclusi.



alex family collection

# ESEDRA

SCHEMA TECNICA

H. SEDUTA 47 CM  
P. SEDUTA 53 CM

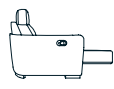
H. BRACCIO 68 CM  
L. BRACCIO 25 CM



93



154



120



Imbottitura in poliuretano con molle greche

3 POSTI  
3 POSTI 1 RCL  
3 POSTI 2 RCL



215

2 POSTI MAXI  
2 POSTI MAXI 1 RCL  
2 POSTI MAXI 2 RCL



200

2 POSTI  
2 POSTI 1 RCL  
2 POSTI 2 RCL



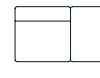
160

POLTRONA  
POLTRONA RCL



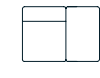
105

POLTR. TERM.  
ABB. AL 2P MAXI  
+ CONTENITORE



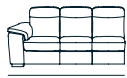
130

POLTR. TERM.  
ABB. AL 3P + 2P  
+ CONTENITORE



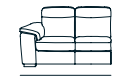
110

3 POSTI 1 BR.  
3 POSTI 1 BR. RCL



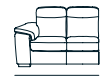
190

2 POSTI MAXI 1 BR.  
2 POSTI MAXI 1 BR. RCL



175

2 POSTI 1 BR.  
2 POSTI 1 BR. RCL



135

POLTRONA 1 BR. MAXI  
RCL + SLITTA



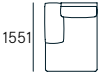
100

POLTRONA 1 BR.  
RCL + SLITTA



80

C.L.  
ABB. AL 2 MAXI



1551

100

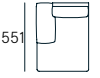
C.L.  
ABB. AL 3P + 2P



55

80

C.L. C/CONT.  
ABB. AL 2 MAXI



1551

100

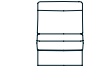
C.L. C/CONT.  
ABB. AL 3P + 2P



55

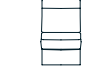
80

POL. S. BR. MAXI  
+ SLITTA



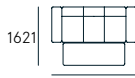
75

POL. S. BR. 3P + 2P  
+ SLITTA



55

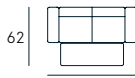
3 POSTI PANCHETTA  
ESTRAIBILE



1621

215

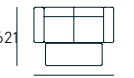
2P MAXI PANCHETTA  
ESTRAIBILE



62

200

2 POSTI PANCHETTA  
ESTRAIBILE



1621

160

3 POSTI 1 BR.  
PANCHETTA ESTRAIBILE



62

190

2P MAXI 1BR  
PANCHETTA ESTRAIBILE



1621

175

2 POSTI 1BR  
PANCHETTA ESTRAIBILE



62

135

POUF TERMINALE  
+ CONTENITORE



55

87

POUF MEZZA-LUNA  
+ CONTENITORE



71

98

ANGOLO  
QUADRO



95

95

ANGOLO  
CURVO



114

114

ANGOLO  
TERMINALE



134

119



ford family collection

# FIRE



## INFORMAZIONI TECNICHE

Struttura legno e derivati con cinghie elastiche.  
Imbottitura seduta in poliuretano con molle greche.  
Imbottitura spalliera in fiocco.  
Rivestimento pelli selezionate.  
Rivestimento tessuti selezionati.  
Piedi in legno h. 5cm.  
Cuscini di seduta non amovibili.  
Non sfoderabile.  
Cuscini ornamentali non inclusi.



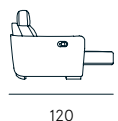
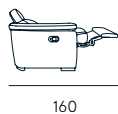
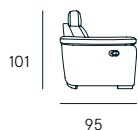
ford family collection

# FIRE

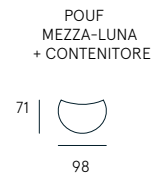
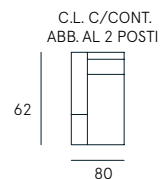
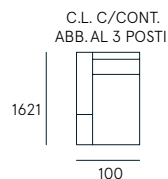
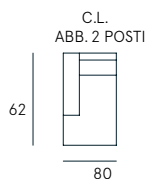
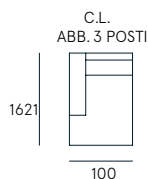
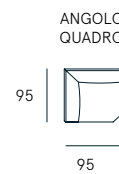
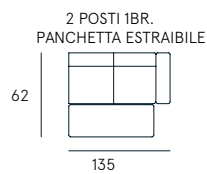
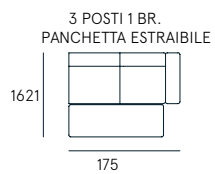
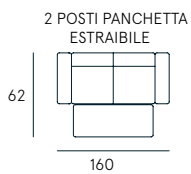
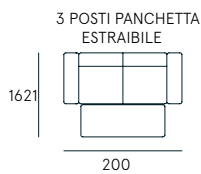
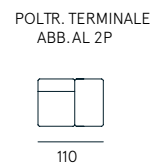
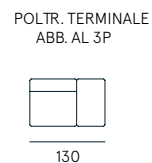
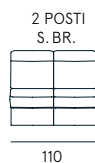
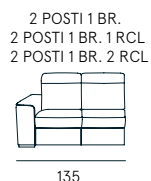
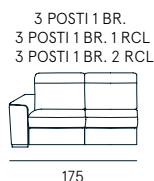
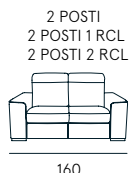
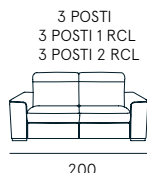
SCHEDA TECNICA

H. SEDUTA 49 CM  
P. SEDUTA 54 CM

H. BRACCIO 66 CM  
L. BRACCIO 25 CM



Imbottitura in poliuretano con molle greche





ford family collection

# FORD



## INFORMAZIONI TECNICHE

Struttura legno e derivati con cinghie elastiche.  
Imbottitura seduta in poliuretano con molle greche.  
Imbottitura spalliera in fiocco.  
Rivestimento pelli selezionate.  
Rivestimento tessuti selezionati.  
Piedi in legno h. 5cm.  
Cuscini di seduta non amovibili.  
Non sfoderabile.  
Cuscini ornamentali non inclusi.



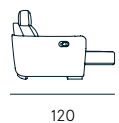
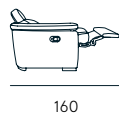
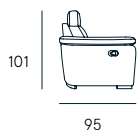
ford family collection

# FORD

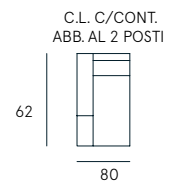
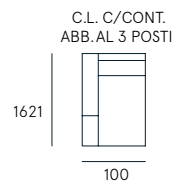
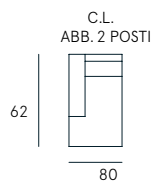
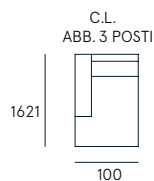
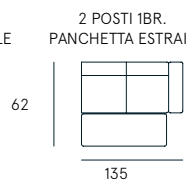
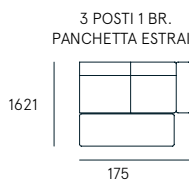
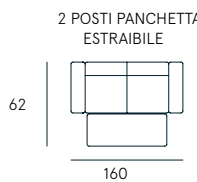
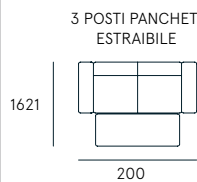
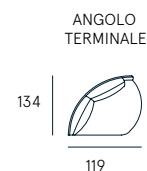
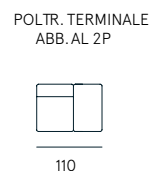
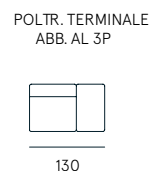
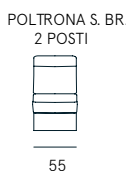
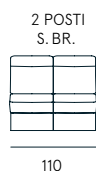
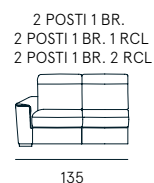
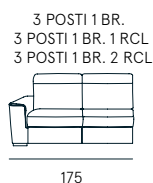
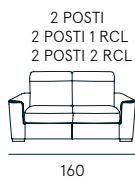
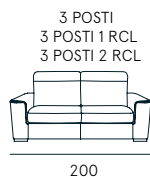
SCHEDA TECNICA

H. SEDUTA 49 CM  
P. SEDUTA 54 CM

H. BRACCIO 66 CM  
L. BRACCIO 25 CM



Imbottitura in poliuretano con molle greche





ford family collection

# KATRINA



## INFORMAZIONI TECNICHE

Struttura legno e derivati con cinghie elastiche.  
Imbottitura seduta in poliuretano con molle greche.  
Imbottitura spalliera in fiocco.  
Rivestimento pelli selezionate.  
Rivestimento tessuti selezionati.  
Piedi in legno h. 5cm.  
Cuscini di seduta non amovibili.  
Non sfoderabile.  
Cuscini ornamentali non inclusi.



ford family collection

# KATRINA

SCHEDA TECNICA

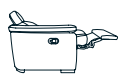
H. SEDUTA 49 CM  
P. SEDUTA 54 CM

H. BRACCIO 63 CM  
L. BRACCIO 26 CM

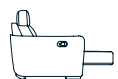


101

95



160



120



Imbottitura in poliuretano con molle greche



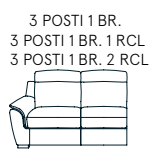
200



160



105



176



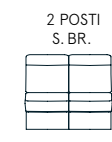
136



101



81



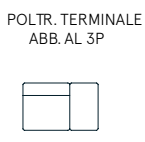
110



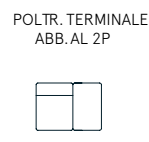
75



55



130

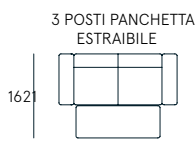


110

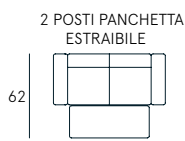


134

119

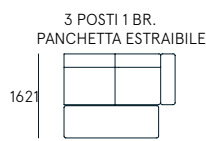


202



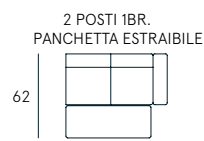
62

162



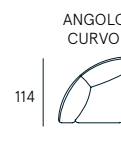
62

176



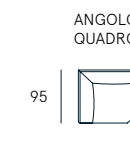
62

136



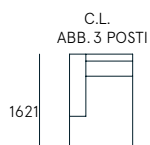
114

114



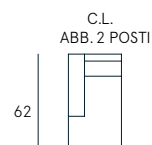
95

95



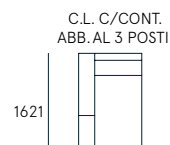
162

101



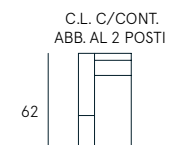
62

81



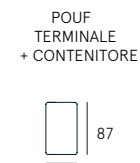
162

101



62

81



87

55



71

98



malva family collection

# ANITA



## INFORMAZIONI TECNICHE

Struttura legno e derivati con cinghie elastiche.  
Poggiatesta con meccanismo a scatto.  
Imbottitura seduta e spalliera in poliuretano.  
Rivestimento pelli selezionate.  
Rivestimento tessuti selezionati.  
Piedi in legno h. 5cm.  
Cuscini di seduta non amovibili.  
Non sfoderabile.  
Cuscini ornamentali non inclusi.



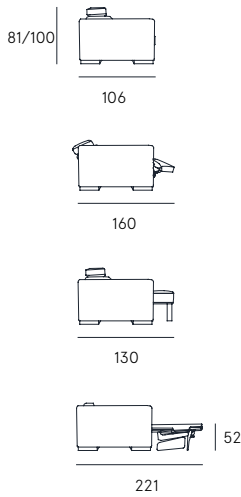
malva family collection

# ANITA

SCHEDA TECNICA

H. SEDUTA 47 CM  
P. SEDUTA 56 CM

H. BRACCIO 60 CM  
L. BRACCIO 29 CM



3 POSTI  210	2 POSTI  186	POLTRONA  122	3 POSTI 1BR.  181	2 POSTI 1BR.  157	3 POSTI S. BR.  152	2 POSTI S. BR.  128
POLTR. S. BR. ABB. AL 3P  76	POLTR. S. BR. ABB. AL 2P  64	POLTR. 1 BR. ABB. AL 3P  105	POLTR. 1 BR. ABB. AL 2P  93	POLTRONA CON SLITTA  122	POLTRONA 1 BR. ABB. 3P CON SLITTA  105	POLTRONA 1 BR. ABB. 2P CON SLITTA  93
POLTR. S. BR. ABB. 3P C. SLITTA  76	POLTR. S. BR. ABB. 2P C. SLITTA  64	POLTRONA RECLINER  122	POLTRONA 1 BR. RCL ABB. AL 3P  105	POLTRONA 1 BR. RCL ABB. AL 2P  93	POLTR. S. BR. RCL ABB. AL 3P  76	POLTR. S. BR. RCL ABB. AL 3P  64
3 POSTI PANCHETTA ESTRAIBILE  178   210	2 POSTI PANCHETTA ESTRAIBILE  178   186	3 POSTI 1 BR. PANCHETTA ESTRAIBILE  178   181	2 POSTI 1 BR. PANCHETTA ESTRAIBILE  178   157	3 POSTI S. BR. PANCHETTA ESTRAIBILE  178   152	2 POSTI S. BR. PANCHETTA ESTRAIBILE  178   128	BRACCIO DX/DX  29
CHAISE LONGUE ABB. AL 3P  178   105	CHAISE LONGUE ABB. AL 2P  178   93	CHAISE LONGUE CONTENITORE ABB. AL 3P  178   105	CHAISE LONGUE CONTENITORE ABB. AL 2P  178   93	POLTR. TERMINALE ABB. AL 3P CON E SENZA CONTENITORE  143	POLTR. TERMINALE ABB. AL 2P CON E SENZA CONTENITORE  131	ANGOLO CURVO ANGOLO SOUND  138
3 POSTI LETTO FAST  184	2 POSTI MAXI LETTO FAST  164	2 POSTI LETTO FAST  144	POLTRONA LETTO FAST  94	POUF 105 x 64 CON E SENZA CONTENITORE  105   64	POUF TERMINALE CON E SENZA CONTENITORE  105   64	ANGOLO QUADRO  108
MERIDIANA ABB. 3P CON E SENZA CONTENITORE  108   250	MERIDIANA ABB. 2P CON E SENZA CONTENITORE  108   238	POUF P  57	POUF TONDO  102			



malva family collection

# BLUSA



## INFORMAZIONI TECNICHE

Struttura legno e derivati con cinghie elastiche

Poggiatesta con meccanismo a scatto..

Imbottitura seduta e spalliera in poliuretano.

Rivestimento pelli selezionate.

Rivestimento tessuti selezionati.

Piedi in legno h. 5cm.

Cuscini di seduta non amovibili.

Non sfoderabile.

Cuscini ornamentali non inclusi.



malva family collection

# BLUSA

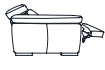
SCHEDA TECNICA

H. SEDUTA 47 CM  
P. SEDUTA 56 CM

H. BRACCIO 59 CM  
L. BRACCIO 34 CM



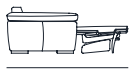
106



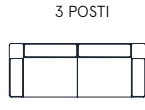
160



130

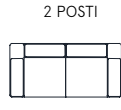


221



3 POSTI

220



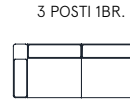
2 POSTI

196



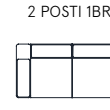
POLTRONA

132



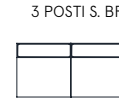
3 POSTI 1BR.

186



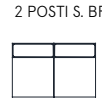
2 POSTI 1BR.

162



3 POSTI S. BR.

152



2 POSTI S. BR.

128

POLTR. S. BR.  
ABB. AL 3P



76

POLTR. S. BR.  
ABB. AL 2P



64

POLTR. 1 BR.  
ABB. AL 3P



110

POLTR. 1 BR.  
ABB. AL 2P



98

POLTRONA  
CON SLITTA



132

POLTRONA 1 BR.  
ABB. 3P  
CON SLITTA



110

POLTRONA 1 BR.  
ABB. 2P  
CON SLITTA



98

POLTR. S. BR.  
ABB. 3P  
C. SLITTA



76

POLTR. S. BR.  
ABB. 2P  
C. SLITTA



64

POLTRONA  
RECLINER



132

POLTRONA  
1 BR. RCL  
ABB. AL 3P



110

POLTRONA  
1 BR. RCL  
ABB. AL 2P



98

POLTR. S. BR.  
RCL  
ABB. AL 3P



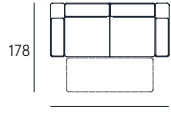
76

POLTR. S. BR.  
RCL  
ABB. AL 3P



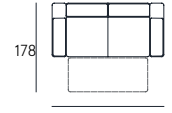
64

3 POSTI  
PANCHETTA  
ESTRAIBILE



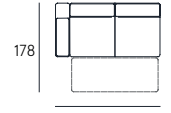
220

2 POSTI  
PANCHETTA  
ESTRAIBILE



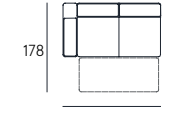
196

3 POSTI 1 BR.  
PANCHETTA  
ESTRAIBILE



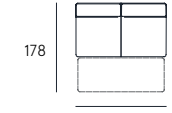
186

2 POSTI 1 BR.  
PANCHETTA  
ESTRAIBILE



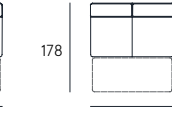
162

3 POSTI S. BR.  
PANCHETTA  
ESTRAIBILE



152

2 POSTI S. BR.  
PANCHETTA  
ESTRAIBILE



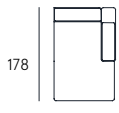
128

BRACCIO  
DX/DX



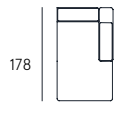
34

CHAISE LONGUE  
ABB. AL 3P



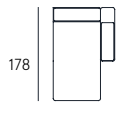
110

CHAISE LONGUE  
ABB. AL 2P



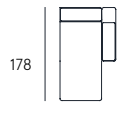
98

CHAISE LONGUE  
CONTENITORE  
ABB. AL 3P



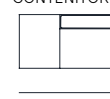
110

CHAISE LONGUE  
CONTENITORE  
ABB. AL 2P



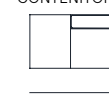
98

POLTR. TERMINALE  
ABB. AL 3P  
CON E SENZA  
CONTENITORE



143

POLTR. TERMINALE  
ABB. AL 2P  
CON E SENZA  
CONTENITORE



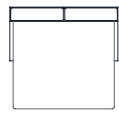
131

ANGOLO CURVO  
ANGOLO SOUND



138

3 POSTI  
LETTO FAST



184

2 POSTI MAXI  
LETTO FAST



164

2 POSTI  
LETTO FAST



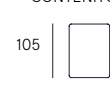
144

POLTRONA  
LETTO FAST



94

POUF  
105 x 64  
CON E SENZA  
CONTENITORE



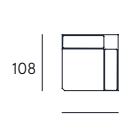
64

POUF  
TERMINALE  
CON E SENZA  
CONTENITORE



64

ANGOLO  
QUADRO



108

MERIDIANA ABB. 3P  
CON E SENZA  
CONTENITORE



250

MERIDIANA ABB. 2P  
CON E SENZA  
CONTENITORE



238

POUF P



57

OUF TONDO



102



malva family collection

# FENICE



## INFORMAZIONI TECNICHE

Struttura legno e derivati con cinghie elastiche.

Poggiatesta con meccanismo a scatto.

Imbottitura seduta e spalliera in poliuretano.

Rivestimento pelli selezionate.

Rivestimento tessuti selezionati.

Piedi in metallo h. 4,5cm.

Cuscini di seduta non amovibili.

Non sfoderabile.

Cuscini ornamentali non inclusi.



malva family collection

# FENICE

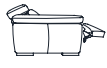
SCHEDA TECNICA

H. SEDUTA 47 CM  
P. SEDUTA 56 CM

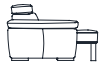
H. BRACCIO 58 CM  
L. BRACCIO 28 CM



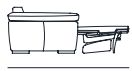
106



160



130



221

52

3 POSTI  208	2 POSTI  184	POLTRONA  120	3 POSTI 1BR.  180	2 POSTI 1BR.  156	3 POSTI S. BR.  152	2 POSTI S. BR.  128
POLTR. S. BR. ABB. AL 3P  76	POLTR. S. BR. ABB. AL 2P  64	POLTR. 1 BR. ABB. AL 3P  104	POLTR. 1 BR. ABB. AL 2P  92	POLTRONA CON SLITTA  120	POLTRONA 1 BR. ABB. 3P CON SLITTA  104	POLTRONA 1 BR. ABB. 2P CON SLITTA  92
POLTR. S. BR. ABB. 3P C. SLITTA  76	POLTR. S. BR. ABB. 2P C. SLITTA  64	POLTRONA RECLINER  120	POLTRONA 1 BR. RCL ABB. AL 3P  104	POLTRONA 1 BR. RCL ABB. AL 2P  92	POLTR. S. BR. RCL ABB. AL 3P  76	POLTR. S. BR. RCL ABB. AL 3P  64
3 POSTI PANCHETTA ESTRAIBILE  178	2 POSTI PANCHETTA ESTRAIBILE  178	3 POSTI 1 BR. PANCHETTA ESTRAIBILE  178	2 POSTI 1 BR. PANCHETTA ESTRAIBILE  178	3 POSTI S. BR. PANCHETTA ESTRAIBILE  178	2 POSTI S. BR. PANCHETTA ESTRAIBILE  178	BRACCIO DX/DX  28
CHAISE LONGUE ABB. AL 3P  178	CHAISE LONGUE ABB. AL 2P  178	CHAISE LONGUE CONTENITORE ABB. AL 3P  178	CHAISE LONGUE CONTENITORE ABB. AL 2P  178	POLTR. TERMINALE ABB. AL 3P CON E SENZA CONTENITORE  143	POLTR. TERMINALE ABB. AL 2P CON E SENZA CONTENITORE  131	ANGOLO CURVO ANGOLO SOUND  138
3 POSTI LETTO FAST  184	2 POSTI MAXI LETTO FAST  164	2 POSTI LETTO FAST  144	POLTRONA LETTO FAST  94	POUF 105 x 64 CON E SENZA CONTENITORE  105	POUF TERMINALE CON E SENZA CONTENITORE  105	ANGOLO QUADRO  108
MERIDIANA ABB. 3P CON E SENZA CONTENITORE  108	MERIDIANA ABB. 2P CON E SENZA CONTENITORE  108	POUF P  57	POUF TONDO  102	250	238	



malva family collection

## FLY



### INFORMAZIONI TECNICHE

Struttura legno e derivati con cinghie elastiche.

Poggiatesta con meccanismo a scatto.

Imbottitura seduta e spalliera in poliuretano.

Rivestimento pelli selezionate.

Rivestimento tessuti selezionati.

Piedi in legno h. 5cm.

Cuscini di seduta non amovibili.

Non sfoderabile.

Cuscini ornamentali non inclusi.



malva family collection

# FLY

SCHEDA TECNICA

H. SEDUTA 47 CM  
P. SEDUTA 56 CM

H. BRACCIO 63 CM  
L. BRACCIO 29 CM

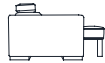
81/100



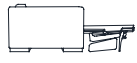
106



160

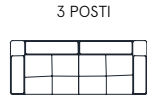


130



221

52



3 POSTI

210

POLTR. S. BR.  
ABB. AL 3P



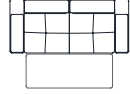
76

POLTR. S. BR.  
ABB. 3P  
C. SLITTA



76

3 POSTI  
PANCHETTA  
ESTRAIBILE



210

CHAISE LONGUE  
ABB. AL 3P



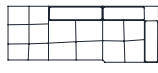
105

3 POSTI  
LETTO FAST

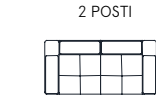


184

MERIDIANA ABB. 3P  
CON E SENZA  
CONTENITORE



250



2 POSTI

186

POLTR. S. BR.  
ABB. AL 2P



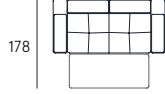
64

POLTR. S. BR.  
ABB. 2P  
C. SLITTA



64

2 POSTI  
PANCHETTA  
ESTRAIBILE



186

CHAISE LONGUE  
ABB. AL 2P

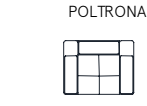


93

2 POSTI MAXI  
LETTO FAST



164



POLTRONA

122

POLTR. 1 BR.  
ABB. AL 3P



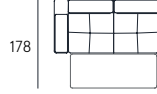
105

POLTRONA  
RECLINER



122

3 POSTI 1 BR.  
PANCHETTA  
ESTRAIBILE



181

CHAISE LONGUE  
CONTENITORE  
ABB. AL 3P



105

2 POSTI  
LETTO FAST

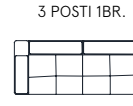


144

MERIDIANA ABB. 2P  
CON E SENZA  
CONTENITORE



238



3 POSTI 1 BR.

181

POLTR. 1 BR.  
ABB. AL 2P



93

POLTRONA  
1 BR. RCL  
ABB. AL 3P



105

2 POSTI 1 BR.  
PANCHETTA  
ESTRAIBILE



157

CHAISE LONGUE  
CONTENITORE  
ABB. AL 2P

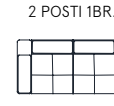


93

POLTRONA  
LETTO FAST



94



2 POSTI 1 BR.

157

POLTRONA  
CON SLITTA



122

POLTRONA  
1 BR. RCL  
ABB. AL 2P



93

3 POSTI S. BR.  
PANCHETTA  
ESTRAIBILE



152

POLTR. TERMINALE  
ABB. AL 3P  
CON E SENZA  
CONTENITORE



143

POUF  
105 x 64  
CON E SENZA  
CONTENITORE

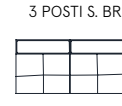


64

POUF P



57



3 POSTI S. BR.

152

POLTRONA 1 BR.  
ABB. 3P  
CON SLITTA



105

POLTR. S. BR.  
RCL  
ABB. AL 3P



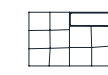
76

2 POSTI S. BR.  
PANCHETTA  
ESTRAIBILE



128

POLTR. TERMINALE  
ABB. AL 2P  
CON E SENZA  
CONTENITORE



131

POUF  
TERMINALE  
CON E SENZA  
CONTENITORE



64

OUF TONDO



102



2 POSTI S. BR.

128

POLTRONA 1 BR.  
ABB. 2P  
CON SLITTA



93

POLTR. S. BR.  
RCL  
ABB. AL 3P



64

BRACCIO  
DX/DX



29

ANGOLO CURVO  
ANGOLO SOUND



138

ANGOLO  
QUADRO



108



malva family collection

# MALVA



## INFORMAZIONI TECNICHE

Struttura legno e derivati con cinghie elastiche.  
Poggiatesta e braccio con meccanismo a scatto.  
Imbottitura seduta e spalliera in poliuretano.  
Rivestimento pelli selezionate.  
Rivestimento tessuti selezionati.  
Piedi in legno h. 5cm.  
Cuscini di seduta non amovibili.  
Non sfoderabile.  
Cuscini ornamentali non inclusi.



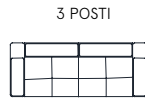
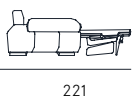
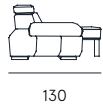
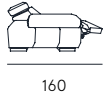
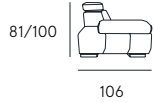
malva family collection

# MALVA

SCHEDA TECNICA

H. SEDUTA 47 CM  
P. SEDUTA 56 CM

H. BRACCIO 56 CM  
L. BRACCIO 34 CM



220

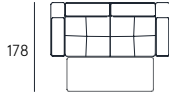
POLTR. S. BR.  
ABB. AL 3P



POLTR. S. BR.  
ABB. 3P  
C. SLITTA

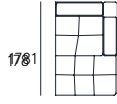


3 POSTI  
PANCHETTA  
ESTRAIBILE



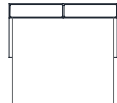
220

CHAISE LONGUE  
ABB. AL 3P

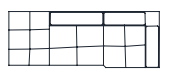


110

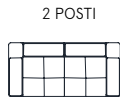
3 POSTI  
LETTO FAST



MERIDIANA ABB. 3P  
CON E SENZA  
CONTENITORE



250



196

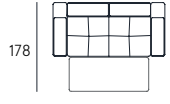
POLTR. S. BR.  
ABB. AL 2P



POLTR. S. BR.  
ABB. 2P  
C. SLITTA

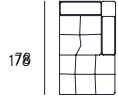


2 POSTI  
PANCHETTA  
ESTRAIBILE



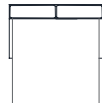
196

CHAISE LONGUE  
ABB. AL 2P



98

2 POSTI MAXI  
LETTO FAST



POLTRONA

132

POLTR. 1 BR.  
ABB. AL 3P



POLTRONA  
RECLINER

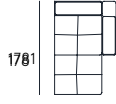


3 POSTI 1 BR.  
PANCHETTA  
ESTRAIBILE



186

CHAISE LONGUE  
CONTENITORE  
ABB. AL 3P

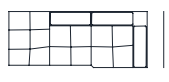


110

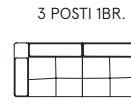
2 POSTI  
LETTO FAST



MERIDIANA ABB. 2P  
CON E SENZA  
CONTENITORE



238



186

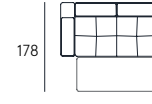
POLTR. 1 BR.  
ABB. AL 2P



POLTRONA  
1 BR. RCL  
ABB. AL 3P

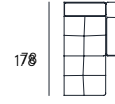


2 POSTI 1 BR.  
PANCHETTA  
ESTRAIBILE



162

CHAISE LONGUE  
CONTENITORE  
ABB. AL 2P



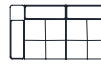
98

POLTRONA  
LETTO FAST



2 POSTI 1BR.

162



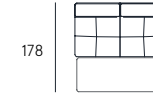
POLTRONA  
CON SLITTA



POLTRONA  
1 BR. RCL  
ABB. AL 2P

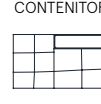


3 POSTI S. BR.  
PANCHETTA  
ESTRAIBILE

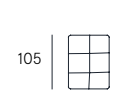


152

POLTR. TERMINALE  
ABB. AL 3P  
CON E SENZA  
CONTENITORE



POUF  
105 x 64  
CON E SENZA CONTENITORE

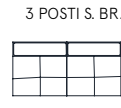


64

POUF P



57



152

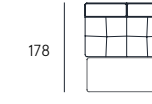
POLTRONA 1 BR.  
ABB. 3P  
CON SLITTA



POLTR. S. BR.  
RCL  
ABB. AL 3P



2 POSTI S. BR.  
PANCHETTA  
ESTRAIBILE



128

POLTR. TERMINALE  
ABB. AL 2P  
CON E SENZA  
CONTENITORE



POUF  
TERMINALE  
CON E SENZA CONTENITORE

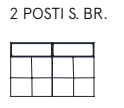


64

POUF TONDO



102



128

POLTRONA 1 BR.  
ABB. 2P  
CON SLITTA



POLTR. S. BR.  
RCL  
ABB. AL 3P



BRACCIO  
DX/DX



ANGOLO CURVO  
ANGOLO SOUND



ANGOLO  
QUADRO



108



malva family collection

# RAMOS



## INFORMAZIONI TECNICHE

Struttura legno e derivati con cinghie elastiche.  
Poggiatesta con meccanismo a scatto.  
Imbottitura seduta e spalliera in poliuretano.  
Rivestimento pelli selezionate.  
Rivestimento tessuti selezionati.  
Piedi in legno h. 5cm.  
Cuscini di seduta non amovibili.  
Non sfoderabile.  
Cuscini ornamentali non inclusi.



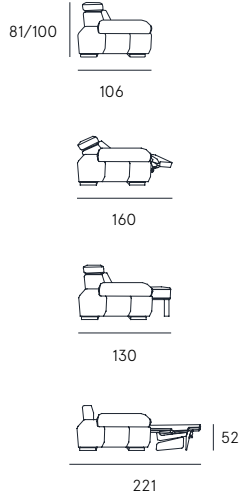
malva family collection

# RAMOS

SCHEDA TECNICA

H. SEDUTA 47 CM  
P. SEDUTA 56 CM

H. BRACCIO 63 CM  
L. BRACCIO 29 CM



3 POSTI  210	2 POSTI  186	POLTRONA  122	3 POSTI 1BR.  181	2 POSTI 1BR.  157	3 POSTI S. BR.  152	2 POSTI S. BR.  128
POLTR. S. BR. ABB. AL 3P  76	POLTR. S. BR. ABB. AL 2P  64	POLTR. 1 BR. ABB. AL 3P  105	POLTR. 1 BR. ABB. AL 2P  93	POLTRONA CON SLITTA  122	POLTRONA 1 BR. ABB. 3P CON SLITTA  105	POLTRONA 1 BR. ABB. 2P CON SLITTA  93
POLTR. S. BR. ABB. 3P C. SLITTA  76	POLTR. S. BR. ABB. 2P C. SLITTA  64	POLTRONA RECLINER  122	POLTRONA 1 BR. RCL ABB. AL 3P  105	POLTRONA 1 BR. RCL ABB. AL 2P  93	POLTR. S. BR. RCL ABB. AL 3P  76	POLTR. S. BR. RCL ABB. AL 3P  64
3 POSTI PANCHETTA ESTRAIBILE  178	2 POSTI PANCHETTA ESTRAIBILE  178	3 POSTI 1 BR. PANCHETTA ESTRAIBILE  178	2 POSTI 1 BR. PANCHETTA ESTRAIBILE  178	3 POSTI S. BR. PANCHETTA ESTRAIBILE  178	2 POSTI S. BR. PANCHETTA ESTRAIBILE  178	BRACCIO DX/DX  29
CHAISE LONGUE ABB. AL 3P  178	CHAISE LONGUE ABB. AL 2P  178	CHAISE LONGUE CONTENITORE ABB. AL 3P  178	CHAISE LONGUE CONTENITORE ABB. AL 2P  178	POLTR. TERMINALE ABB. AL 3P CON E SENZA CONTENITORE  143	POLTR. TERMINALE ABB. AL 2P CON E SENZA CONTENITORE  131	ANGOLO CURVO ANGOLO SOUND  138
3 POSTI LETTO FAST  184	2 POSTI MAXI LETTO FAST  164	2 POSTI LETTO FAST  144	POLTRONA LETTO FAST  94	POUF 105 x 64 CON E SENZA CONTENITORE  105	POUF TERMINALE CON E SENZA CONTENITORE  105	ANGOLO QUADRO  108
MERIDIANA ABB. 3P CON E SENZA CONTENITORE  108	MERIDIANA ABB. 2P CON E SENZA CONTENITORE  108			POUF P  57	OUF TONDO  102	
250	238			57	102	



malva family collection

# SERENA



## INFORMAZIONI TECNICHE

Struttura legno e derivati con cinghie elastiche.

Poggiatesta con meccanismo a scatto.

Imbottitura seduta e spalliera in poliuretano.

Rivestimento pelli selezionate.

Rivestimento tessuti selezionati.

Piedi in metallo h. 4,5cm.

Cuscini di seduta non amovibili.

Non sfoderabile.

Cuscini ornamentali non inclusi.



malva family collection

# SERENA

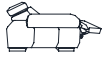
SCHEDA TECNICA

H. SEDUTA 47 CM  
P. SEDUTA 56 CM

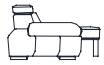
H. BRACCIO 64 CM  
L. BRACCIO 29 CM



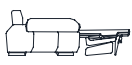
106



160



130



221



3 POSTI

210

POLTR. S. BR.  
ABB. AL 3P



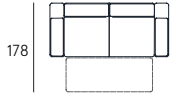
76

POLTR. S. BR.  
ABB. 3P  
C. SLITTA



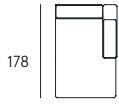
76

3 POSTI  
PANCHETTA  
ESTRAIBILE



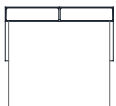
210

CHAISE LONGUE  
ABB. AL 3P



105

3 POSTI  
LETTO  
FAST

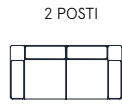


184

MERIDIANA ABB. 3P  
CON E SENZA  
CONTENITORE



250



2 POSTI

186

POLTR. S. BR.  
ABB. AL 2P



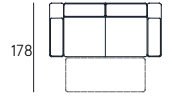
64

POLTR. S. BR.  
ABB. 2P  
C. SLITTA



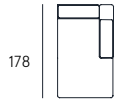
64

2 POSTI  
PANCHETTA  
ESTRAIBILE



188

CHAISE LONGUE  
ABB. AL 2P



93

2 POSTI MAXI  
LETTO  
FAST



164



POLTRONA

122

POLTR. 1 BR.  
ABB. AL 3P



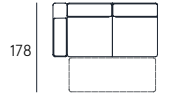
105

POLTRONA  
RECLINER



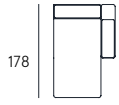
122

3 POSTI 1 BR.  
PANCHETTA  
ESTRAIBILE



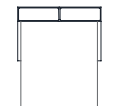
181

CHAISE LONGUE  
CONTENITORE  
ABB. AL 3P



105

2 POSTI  
LETTO  
FAST

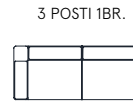


144

MERIDIANA ABB. 2P  
CON E SENZA  
CONTENITORE



238



3 POSTI 1BR.

181

POLTR. 1 BR.  
ABB. AL 2P



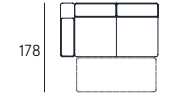
93

POLTRONA  
1 BR. RCL  
ABB. AL 3P



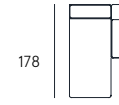
105

2 POSTI 1 BR.  
PANCHETTA  
ESTRAIBILE



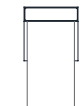
157

CHAISE LONGUE  
CONTENITORE  
ABB. AL 2P

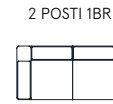


93

POLTRONA  
LETTO  
FAST



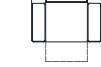
94



2 POSTI 1BR.

157

POLTRONA  
CON SLITTA



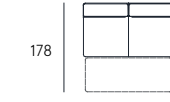
122

POLTRONA  
1 BR. RCL  
ABB. AL 2P



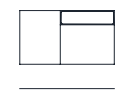
93

3 POSTI S. BR.  
PANCHETTA  
ESTRAIBILE



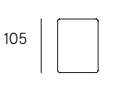
152

POLTR. TERMINALE  
ABB. AL 3P  
CON E SENZA  
CONTENITORE



143

POUF  
105 x 64  
CON E SENZA  
CONTENITORE

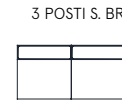


64

POUF P



57



3 POSTI S. BR.

152

POLTRONA 1 BR.  
ABB. 3P  
CON SLITTA



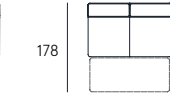
105

POLTR. S. BR.  
RCL  
ABB. AL 3P



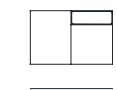
76

2 POSTI S. BR.  
PANCHETTA  
ESTRAIBILE



128

POLTR. TERMINALE  
ABB. AL 2P  
CON E SENZA  
CONTENITORE



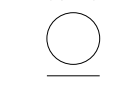
131

POUF  
TERMINALE  
CON E SENZA  
CONTENITORE

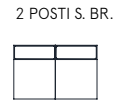


64

POUF TONDO



102



2 POSTI S. BR.

128

POLTRONA 1 BR.  
ABB. 2P  
CON SLITTA



93

POLTR. S. BR.  
RCL  
ABB. AL 3P



64

BRACCIO  
DX/DX



29

ANGOLO CURVO  
ANGOLO SOUND



138

ANGOLO  
QUADRO



108



malva family collection

# ZARAH



## INFORMAZIONI TECNICHE

Struttura legno e derivati con cinghie elastiche.  
Poggiatesta con meccanismo a scatto.  
Imbottitura seduta e spalliera in poliuretano.  
Rivestimento pelli selezionate.  
Rivestimento tessuti selezionati.  
Piedi in legno h. 5cm.  
Cuscini di seduta non amovibili.  
Non sfoderabile.  
Cuscini ornamentali non inclusi.



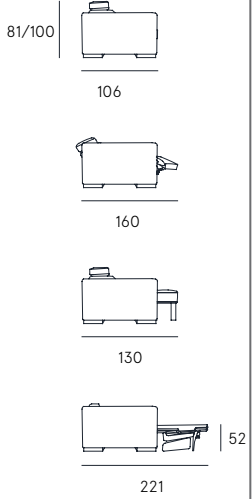
malva family collection

# ZARAH


SCHEDA TECNICA

H. SEDUTA 47 CM  
P. SEDUTA 56 CM

H. BRACCIO 60 CM  
L. BRACCIO 21 CM



3 POSTI	2 POSTI	POLTRONA	3 POSTI 1BR.	2 POSTI 1BR.	3 POSTI S. BR.	2 POSTI S. BR.
194	170	106	173	149	152	128
POLTR. S. BR. ABB. AL 3P	POLTR. S. BR. ABB. AL 2P	POLTR. 1 BR. ABB. AL 3P	POLTR. 1 BR. ABB. AL 2P	POLTRONA CON SLITTA	POLTRONA 1 BR. ABB. 3P CON SLITTA	POLTRONA 1 BR. ABB. 2P CON SLITTA
76	64	97	85	106	97	85
POLTR. S. BR. ABB. 3P C. SLITTA	POLTR. S. BR. ABB. 2P C. SLITTA	POLTRONA RECLINER	POLTRONA 1 BR. RCL ABB. AL 3P	POLTRONA 1 BR. RCL ABB. AL 2P	POLTR. S. BR. RCL ABB. AL 3P	POLTR. S. BR. RCL ABB. AL 3P
76	64	106	97	85	76	64
3 POSTI PANCHETTA ESTRAIBILE	2 POSTI PANCHETTA ESTRAIBILE	3 POSTI 1 BR. PANCHETTA ESTRAIBILE	2 POSTI 1 BR. PANCHETTA ESTRAIBILE	3 POSTI S. BR. PANCHETTA ESTRAIBILE	2 POSTI S. BR. PANCHETTA ESTRAIBILE	BRACCIO DX/DX
178	178	178	178	178	178	21
194	170	173	149	152	128	
CHAISE LONGUE ABB. AL 3P	CHAISE LONGUE ABB. AL 2P	CHAISE LONGUE CONTENITORE ABB. AL 3P	CHAISE LONGUE CONTENITORE ABB. AL 2P	POLTR. TERMINALE ABB. AL 3P CON E SENZA CONTENITORE	POLTR. TERMINALE ABB. AL 2P CON E SENZA CONTENITORE	ANGOLO CURVO ANGOLO SOUND
178	178	178	178	143	131	138
97	85	97	85	143	131	138
3 POSTI LETTO FAST	2 POSTI MAXI LETTO FAST	2 POSTI LETTO FAST	POLTRONA LETTO FAST	POUF 105 x 64 CON E SENZA CONTENITORE	POUF TERMINALE CON E SENZA CONTENITORE	ANGOLO QUADRO
184	164	144	94	105	105	108
184	164	144	94	64	64	108
MERIDIANA ABB. 3P CON E SENZA CONTENITORE	MERIDIANA ABB. 2P CON E SENZA CONTENITORE	MERIDIANA ABB. 2P CON E SENZA CONTENITORE		POUF P	POUF TONDO	
108	108	108		57	102	
250		238		57	102	



roby family collection

# ROBY



## INFORMAZIONI TECNICHE

Struttura legno e derivati con cinghie elastiche.

Poggiatesta con meccanismo a scatto.

Imbottitura seduta e spalliera in poliuretano.

Rivestimento pelli selezionate.

Rivestimento tessuti selezionati.

Piedi in metallo h. 12,5cm.

Cuscini di seduta non amovibili.

Non sfoderabile.

Cuscini ornamentali non inclusi.



roby family collection

# ROBY

SCHEDA TECNICA

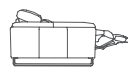
H. SEDUTA 47 CM  
P. SEDUTA 56 CM

H. BRACCIO 61 CM  
L. BRACCIO 29 CM

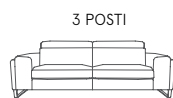
83/102



110

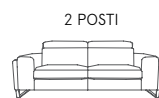


157



3 POSTI

216



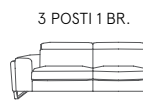
2 POSTI

196

POLTRONA  
POLTRONA RELAX

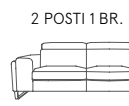


127



3 POSTI 1 BR.

188



2 POSTI 1 BR.

168

POLTRONA 1 BR.  
ABB. AL 3P  
+ RELAX



108

POLTRONA 1 BR.  
ABB. AL 2P  
+ RELAX



98

POLTRONA S. BR.  
ABB. AL 3P



79

POLTRONA S. BR.  
ABB. AL 2P



69

POLTRONA  
TERMINALE  
ABB. AL 3P



136

POLTRONA  
TERMINALE  
ABB. AL 2P



126

C.L.  
ABB. AL 3P



176

108

C.L.  
ABB. AL 2P



176

98

ANGOLO  
QUADRO



112

112

POUF  
107x55



107

55



roby family collection

# SMILE



## INFORMAZIONI TECNICHE

Struttura legno e derivati con cinghie elastiche.

Poggiatesta con meccanismo a scatto.

Imbottitura seduta e spalliera in poliuretano.

Rivestimento pelli selezionate.

Rivestimento tessuti selezionati.

Piedi in metallo h. 12,5cm.

Cuscini di seduta non amovibili.

Non sfoderabile.

Cuscini ornamentali non inclusi.



roby family collection

# SMILE

SCHEDA TECNICA

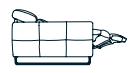
H. SEDUTA 47 CM  
P. SEDUTA 59 CM

H. BRACCIO 61 CM  
L. BRACCIO 13 CM

83/102

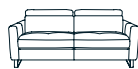


110



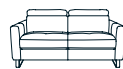
157

3 POSTI



184

2 POSTI



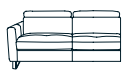
164

POLTRONA  
POLTRONA RELAX



95

3 POSTI 1 BR.



171

2 POSTI 1 BR.



151

POLTRONA 1 BR.  
ABB. AL 3P  
+ RELAX



92

POLTRONA 1 BR.  
ABB. AL 2P  
+ RELAX



82

POLTRONA S. BR.  
ABB. AL 3P



79

POLTRONA S. BR.  
ABB. AL 2P



69

POLTRONA  
TERMINALE  
ABB. AL 3P



136

POLTRONA  
TERMINALE  
ABB. AL 2P



126

C.L.  
ABB. AL 3P



176

92

C.L.  
ABB. AL 2P



176

82

ANGOLO  
QUADRO



112

112

POUF  
107x55



107

55



roby family collection

# VANDA



## INFORMAZIONI TECNICHE

Struttura legno e derivati con cinghie elastiche.  
Poggiatesta con meccanismo a scatto.  
Imbottitura seduta e spalliera in poliuretano.  
Rivestimento pelli selezionate.  
Rivestimento tessuti selezionati.  
Piedi in metallo h. 12,5cm.  
Cuscini di seduta non amovibili.  
Non sfoderabile.  
Cuscini ornamentali non inclusi.



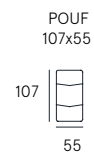
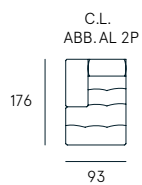
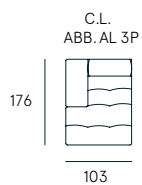
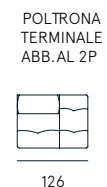
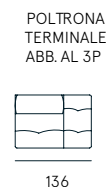
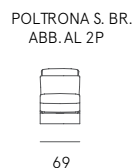
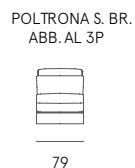
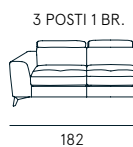
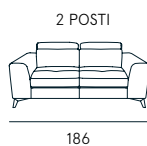
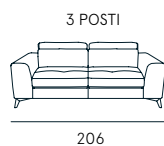
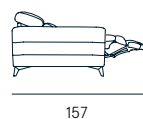
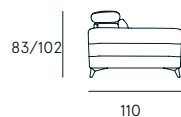
roby family collection

# VANDA

SCHEDA TECNICA

H. SEDUTA 47 CM  
P. SEDUTA 59 CM

H. BRACCIO 61 CM  
L. BRACCIO 24 CM





roby family collection

# VERGA



## INFORMAZIONI TECNICHE

Struttura legno e derivati con cinghie elastiche.  
Poggiatesta con meccanismo a scatto.  
Imbottitura seduta e spalliera in poliuretano.  
Rivestimento pelli selezionate.  
Rivestimento tessuti selezionati.  
Piedi in metallo h. 12,5cm.  
Cuscini di seduta non amovibili.  
Non sfoderabile.  
Cuscini ornamentali non inclusi.



roby family collection

# VERGA

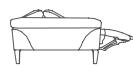
SCHEDA TECNICA

H. SEDUTA 47 CM  
P. SEDUTA 59 CM

H. BRACCIO 59 CM  
L. BRACCIO 29 CM




110



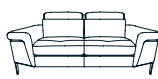
157

3 POSTI



216

2 POSTI



196

POLTRONA  
POLTRONA RELAX



127

3 POSTI 1 BR.



188

2 POSTI 1 BR.



168

POLTRONA 1 BR.  
ABB. AL 3P  
+ RELAX



108

POLTRONA 1 BR.  
ABB. AL 2P  
+ RELAX



98

POLTRONA S. BR.  
ABB. AL 3P



79

POLTRONA S. BR.  
ABB. AL 2P



69

POLTRONA  
TERMINALE  
ABB. AL 3P



136

POLTRONA  
TERMINALE  
ABB. AL 2P



126

C.L.  
ABB. AL 3P



176

108

C.L.  
ABB. AL 2P



176

98

ANGOLO  
QUADRO



112

112



vega family collection

# GURU



## INFORMAZIONI TECNICHE

Struttura legno e derivati con cinghie elastiche.  
Imbottitura seduta in poliuretano con molle insacchettate.  
Imbottitura spalliera in fiocco.  
Rivestimento pelli selezionate.  
Rivestimento tessuti selezionati.  
Piedi in legno h. 5cm.  
Cuscini di seduta non amovibili.  
Non sfoderabile.  
Cuscini ornamentali non inclusi.



vega family collection

# GURU

SCHEDA TECNICA

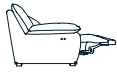
H. SEDUTA 47 CM  
P. SEDUTA 59 CM

H. BRACCIO 60 CM  
L. BRACCIO 26 CM

102



95



158



Imbottitura in poliuretano con molle insacchettate

	3 POSTI  202	2 POSTI  162	POLTRONA POLTRONA RCL  107			
	3 POSTI 1 BR.  176	2 POSTI 1 BR.  136	POLTRONA 1 BR. ABB. AL 3P MAXI + RCL  109	POLTRONA 1 BR. ABB. AL 3P + RCL  101	POLTRONA 1 BR. ABB. AL 2P + RCL  81	
	POLTRONA S. BR. ABB. AL 3P MAXI  83	POLTRONA S. BR. ABB. AL 3P  75	POLTRONA S. BR. ABB. AL 2P  55	POL. TERM. ABB. AL 3P MAXI  138	POL. TERM. ABB. AL 3P  130	POL. TERM. ABB. AL 2P  110
	C.L. ABB. AL 3P MAXI  109	C.L. ABB. AL 3P  101	C.L. ABB. AL 2P  81	ANGOLO CURVO  114	POUF  75   47	CUSCINETTO OPZIONALE 40x40  40x40

N.B.: LE VERSIONI RECLINER SONO MODULARI, VANNO COMPOSTE CON GLI ELEMENTI COMPONENTI

ES. 3 POSTI 1 RELAX

POLTRONA 1 BR.  
RELAX ABB. AL 3P



1011

POLTRONA 1 BR.  
ABB. AL 3P



01

ES. 3 POSTI 1 BRACCIO RELAX

POLTRONA 1 BR.  
RELAX ABB. AL 3P



1017

POLTRONA S. BR.  
ABB. AL 3P



5



vega family collection

# MAVISA



## INFORMAZIONI TECNICHE

Struttura legno e derivati con cinghie elastiche.  
Imbottitura seduta in poliuretano con molle insacchettate.  
Imbottitura spalliera in fiocco.  
Rivestimento pelli selezionate.  
Rivestimento tessuti selezionati.  
Piedi in legno h. 5cm.  
Cuscini di seduta non amovibili.  
Non sfoderabile.  
Cuscini ornamentali non inclusi.



vega family collection

# MAVISA

SCHEDA TECNICA

H. SEDUTA 47 CM  
P. SEDUTA 55 CM

H. BRACCIO 60 CM  
L. BRACCIO 26 CM

102



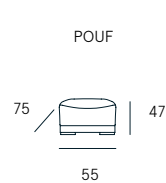
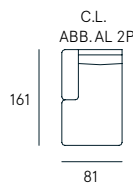
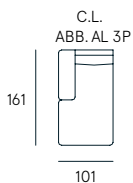
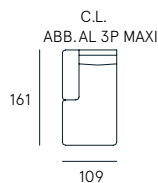
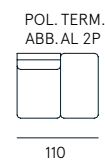
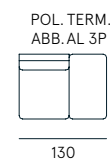
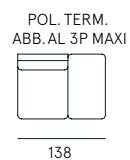
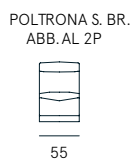
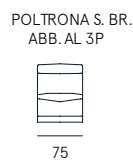
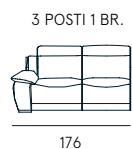
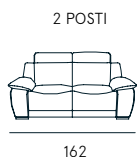
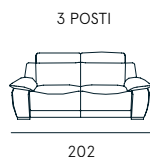
95



158



Imbottitura in poliuretano con molle insacchettate



N.B.: LE VERSIONI RECLINER SONO MODULARI, VANNO COMPOSTE CON GLI ELEMENTI COMPONENTI

ES. 3 POSTI 1 RELAX

ES. 3 POSTI 1 BRACCIO RELAX

POLTRONA 1 BR.  
RELAX ABB. AL 3P

POLTRONA 1 BR.  
ABB. AL 3P

POLTRONA 1 BR.  
RELAX ABB. AL 3P

POLTRONA S. BR.  
ABB. AL 3P



1011

01



1017

5



vega family collection

# RAY



## INFORMAZIONI TECNICHE

Struttura legno e derivati con cinghie elastiche.  
Imbottitura seduta in poliuretano con molle insacchettate.  
Imbottitura spalliera in fiocco.  
Rivestimento pelli selezionate.  
Rivestimento tessuti selezionati.  
Piedi in legno h. 5cm.  
Cuscini di seduta non amovibili.  
Non sfoderabile.  
Cuscini ornamentali non inclusi.



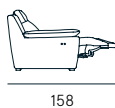
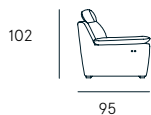
vega family collection

# RAY

SCHEDA TECNICA

H. SEDUTA 47 CM  
P. SEDUTA 55 CM

H. BRACCIO 60 CM  
L. BRACCIO 26 CM



Imbottitura in poliuretano con molle insacchettate

	3 POSTI	2 POSTI	POLTRONA POLTRONA RCL			
	202	162	107			
	3 POSTI 1 BR.	2 POSTI 1 BR.	POLTRONA 1 BR. ABB. AL 3P MAXI + RCL	POLTRONA 1 BR. ABB. AL 3P + RCL	POLTRONA 1 BR. ABB. AL 2P + RCL	
	176	136	109	101	81	
	POLTRONA S. BR. ABB. AL 3P MAXI	POLTRONA S. BR. ABB. AL 3P	POLTRONA S. BR. ABB. AL 2P	POL. TERM. ABB. AL 3P MAXI	POL. TERM. ABB. AL 3P	POL. TERM. ABB. AL 2P
	83	75	55	138	130	110
	C.L. ABB. AL 3P MAXI	C.L. ABB. AL 3P	C.L. ABB. AL 2P	ANGOLO CURVO	POUF	CUSCINETTO OPZIONALE 40x40
161						
	109	101	81	114	75   47	55

N.B.: LE VERSIONI RECLINER SONO MODULARI, VANNO COMPOSTE CON GLI ELEMENTI COMPONIBILI

ES. 3 POSTI 1 RELAX

ES. 3 POSTI 1 BRACCIO RELAX

POLTRONA 1 BR.  
RELAX ABB. AL 3P

POLTRONA 1 BR.  
ABB. AL 3P

POLTRONA 1 BR.  
RELAX ABB. AL 3P

POLTRONA S. BR.  
ABB. AL 3P




1011

01

1017

5



vega family collection

# VEGA



## INFORMAZIONI TECNICHE

Struttura legno e derivati con cinghie elastiche.  
Imbottitura seduta in poliuretano con molle insacchettate.  
Imbottitura spalliera in fiocco.  
Rivestimento pelli selezionate.  
Rivestimento tessuti selezionati.  
Piedi in legno h. 5cm.  
Cuscini di seduta non amovibili.  
Non sfoderabile.  
Cuscini ornamentali non inclusi.



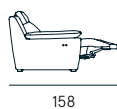
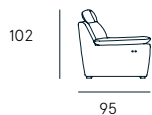
vega family collection

# VEGA

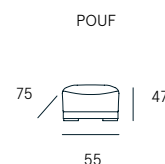
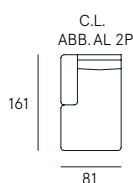
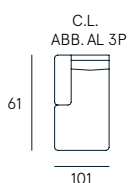
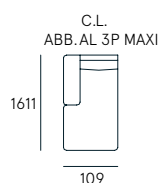
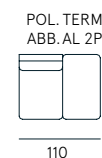
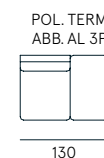
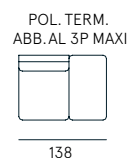
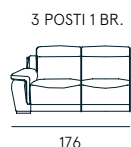
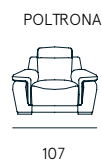
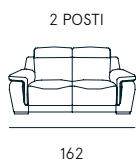
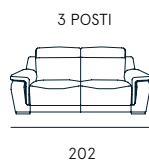
SCHEDA TECNICA

H. SEDUTA 47 CM  
P. SEDUTA 55 CM

H. BRACCIO 60 CM  
L. BRACCIO 26 CM



Imbottitura in poliuretano con molle insacchettate



N.B.: LE VERSIONI RECLINER SONO MODULARI, VANNO COMPOSTE CON GLI ELEMENTI COMPONENTI

ES. 3 POSTI 1 RELAX

POLTRONA 1 BR.  
RELAX ABB. AL 3P



POLTRONA 1 BR.  
ABB. AL 3P



ES. 3 POSTI 1 BRACCIO RELAX

POLTRONA 1 BR.  
RELAX ABB. AL 3P



POLTRONA S. BR.  
ABB. AL 3P





## AVVERTENZE

Le illustrazioni e le descrizioni dei prodotti contenute nel presente catalogo sono puramente indicative e possono contenere refusi tipografici. In tal caso l'Azienda comunicherà tempestivamente le esatte diciture.

**Form Design S.r.l.** si riserva il diritto di apportare ai propri modelli qualsiasi miglioramento tecnico ed estetico dovesse essere ritenuto opportuno, comprese eventuali modifiche alle dimensioni e ai materiali utilizzati, senza obbligo di preavviso.

**ATTENZIONE** I disegni delle collezioni indicano le dimensioni massime di ingombro. Dove non espressamente indicate le misure son da intendersi espresse in centimetri.

Per maggiori dettagli (codici, specifiche tecniche, composizioni, accessori) consultare il listino prezzi.

**ATTENZIONE** Tutte le misure espresse sono suscettibili di una variazione pari al 5% trattandosi di parti molli e non rigide.

Per DX e SX si intende la posizione che il braccio assume guardando l'elemento frontalmente

**ATTENZIONE** I colori e le texture dei materiali e delle finiture hanno valore indicativo in quanto soggetti alle tolleranze dei processi di stampa.

È espressamente vietata qualsiasi riproduzione, copia o modifica, anche parziale, del presente catalogo.

© 2020 Form Design S.r.l. Tutti i diritti riservati.







